



LASEK STEP-BY-STEP


Enter surgical suite.




Lie down on surgical bed.




A hat will be placed to cover your head.




Numbing eye drops are given.



A lid opener will be placed gently in your eye



The Dr. will apply pressure to your eye.
It may appear as if you're under water




You may feel pressure on your lids

You will be asked to stay very still

You will now feel LOTS of fluid around your eye.



Look at the blinking red light.



You will hear a loud sound. This is the sound of the laser correcting your vision

The same procedure will be performed on your other eye

A friendly tip from Dr. Melki:
"Make sure to keep your chin up & remain focused on the red blinking light!"



Samuel Melki