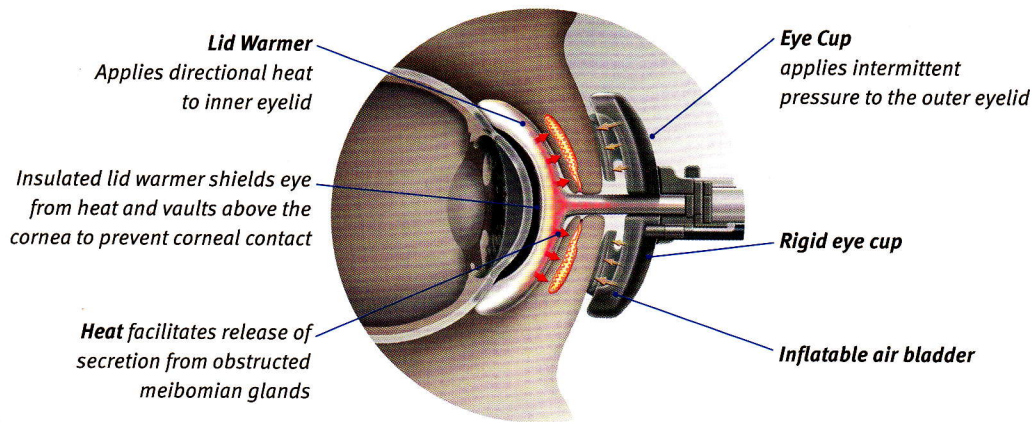


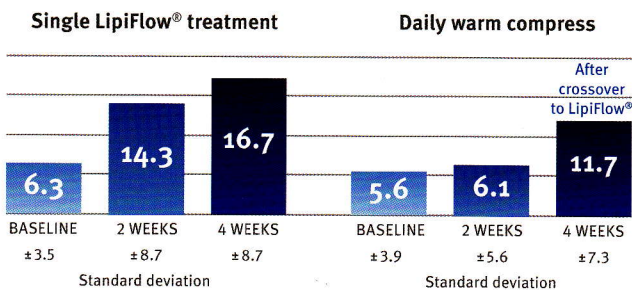
The devices are equipped with interactive displays. The treatment is delivered by means of an activator made from polycarbonate and silicone which is in contact with the inner and outer lids. The electronic portion of the device controls the flow of pressurised air and delivers warmth to the inside of the lid in the area of the meibomian glands to soften the hardened secretion. The intermittent massage of the outer surface of the lid then helps the free flow of the secretion from the meibomian glands.

How the LipiFlow® System works:

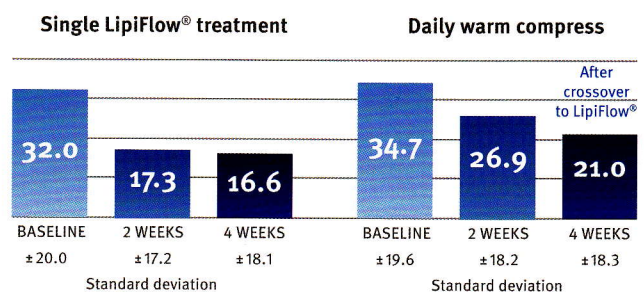


Clinically tested

Mean Total Meibomian Gland Score



Mean Total OSDI (Ocular Surface Disease Index) Score



Study design: Non-significant risk, open label study with a cross over design where the control group ceased warm compress therapy and received LipiFlow® treatment at 2 weeks.

Results of studies carried out so far demonstrate a clear reduction of symptoms in 80% of cases. The treatment may be repeated within 9 – 12 months.

Provided as a service to the practice by TearScience, Inc., 5151 McCrimmon Parkway, Ste. 250, Morrisville, NC 27560, USA. Phone +1 919 467 4007

e-mail: info@tearscience.com
www.tearscience.com

All rights reserved. Copyright TearScience, Inc. 2012