



# LASEK Enhancement STEP-BY-STEP


Enter surgical suite.




Lie down on surgical bed.




A hat will be placed to cover your head.




Numbing eye drops are given.



A lid opener will be placed gently in your eye



The Dr. will apply pressure to your eye.  
\*It may appear as if you're under water\*




\*You may feel pressure on your lids\*

\*You will be asked to stay very still\*

You will now feel LOTS of fluid around your eye.



Look at the blinking red light.



\*You will hear a loud sound. This is the sound of the laser correcting your vision\*

\*The same procedure will be performed on your other eye\*

A friendly tip from Dr. Melki:  
"Make sure to keep your chin up & remain focused on the red blinking light!"

