



LASIK STEP-BY-STEP


Enter surgical suite.




Lie down on surgical bed.



A hat will be placed to cover your head.




Numbing eye drops are given.




The Dr. will apply pressure to your eye.

You may notice your vision dimming for 30 seconds



A lid opener will be placed gently in your eye



You will be asked to stay very still

The same procedure will be performed on your other eye


The LASIK flaps are now created – from here on is easy

You may feel pressure on your lids

You will now feel LOTS of fluid around your eye.



Look at the blinking red light.



You will hear a loud sound. This is the sound of the laser correcting your vision

A friendly tip from Dr. Melki:
"Make sure to keep your chin up & remain focused on the red blinking light!"

